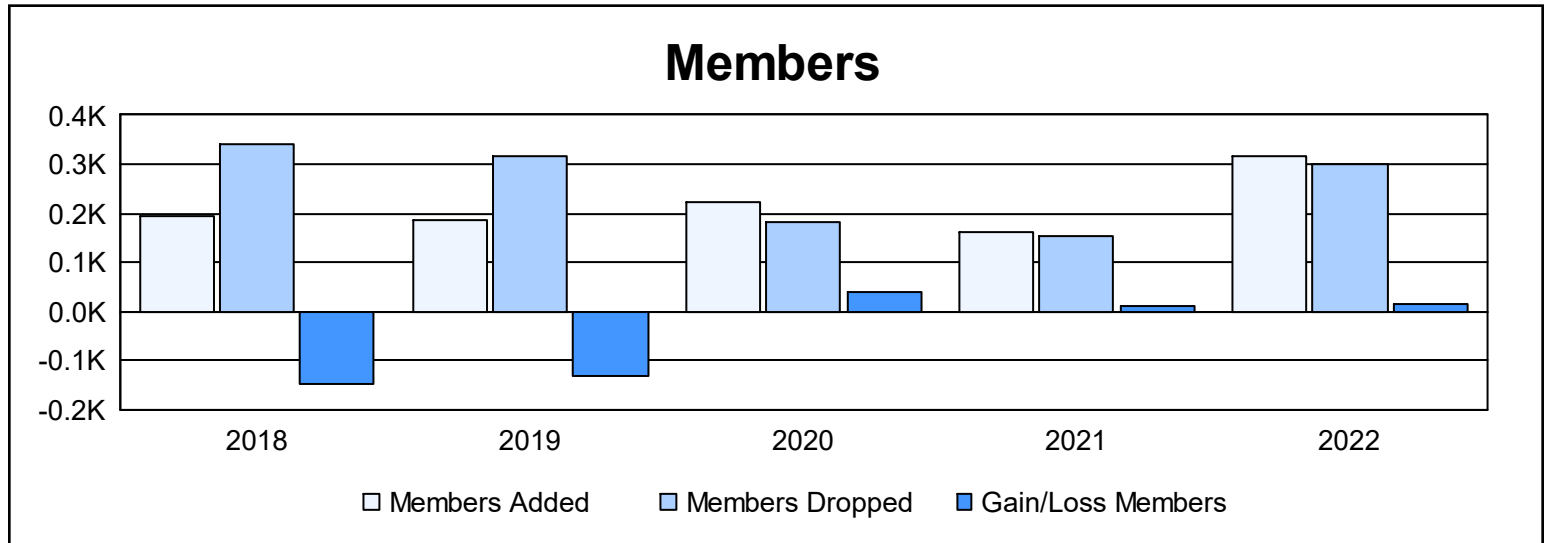
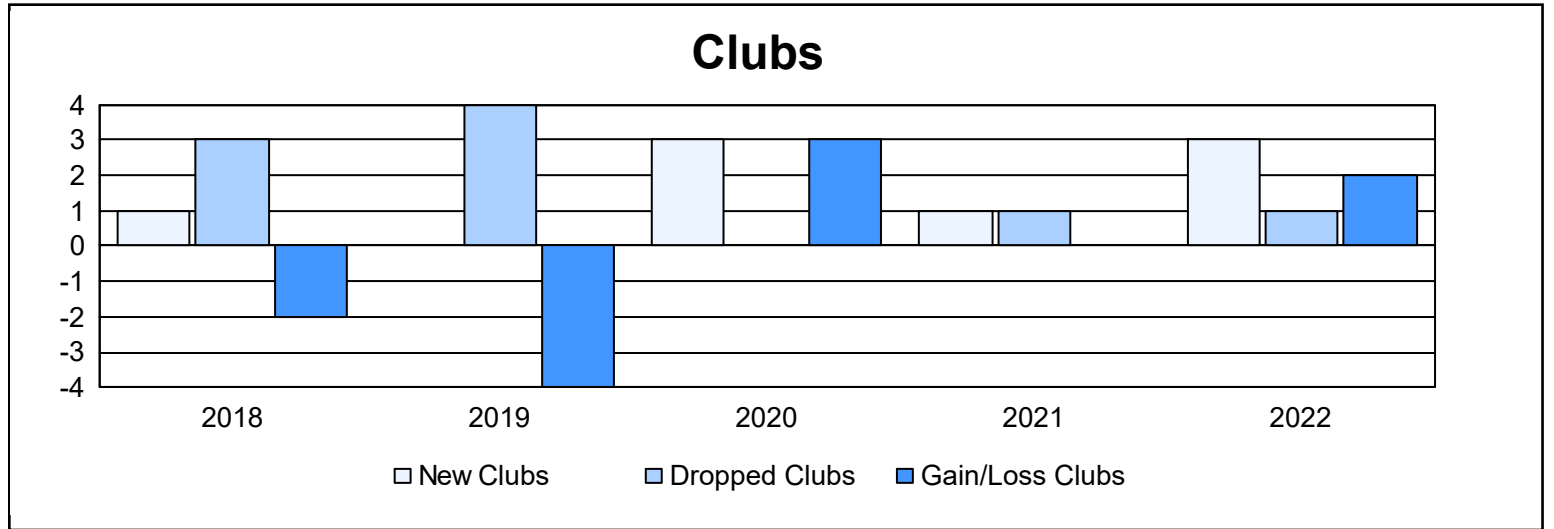
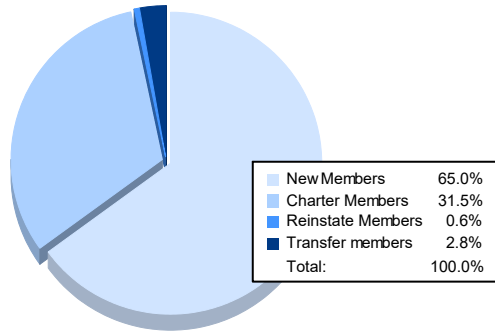


Year	New Clubs	Dropped Clubs	Gain/ Loss Clubs	New Members	Charter Members	Reinstate Members	Transfer Members	Total Member Added	Total Members Dropped	Gain/ Loss Members
2017-2018	1	3	-2	123	36	32	4	195	342	-147
2018-2019	0	4	-4	159	5	17	4	185	316	-131
2019-2020	3	0	3	137	79	5	3	224	183	41
2020-2021	1	1	0	132	26	4	1	163	154	9
2021-2022	3	1	2	206	100	2	9	317	300	17
<b>Average</b>	<b>2</b>	<b>2</b>	<b>0</b>	<b>151</b>	<b>49</b>	<b>12</b>	<b>4</b>	<b>217</b>	<b>259</b>	<b>-42</b>



### Membership Composition June 2022 Cumulative



### Gender Composition June 2022 Cumulative

